


Foot operated workshop presses 16 - 25 tons

Accessories

61240



Shelves for storing.
(Excl. accessories
shown on picture)



	Model	Max (Ton)	(mm/stroke)	A (mm)	B (mm)	C (mm)	D (mm)	E (mm)	F (mm)	G (mm)	H (mm)	I (mm)	Kg
①	FP 16	16	6,0/2,0	1200	550	140	150	65	40	1780	850	600	95
②	FP 20	20	9,0/3,0	915	600	140	240	90	50	1850	880	520	145
③	HP 20	20	9,0/3,0	915	600	140	240	90	50	1850	880	520	144
④	FP 25	25	9,0/3,0	915	600	140	240	90	50	1850	880	520	148
⑤	HP 25	25	9,0/3,0	915	600	140	240	90	50	1850	880	520	147

Hand operated workshop presses 20 - 25 tons

Air approach and
air return feature.
(HP20 / HP25)

Moveable cylinder.

Hard chrome piston.

Very long stroke
of 240 mm.

Two V-blocks and easy
to read pressure gauge
included.


Built-in release
system in handle.

Air connection
fitted with
water separator.

3 5

Accessories

61100



Press plate.

Model --

- | | |
|---|-------|
| ① | 61219 |
| ② | 61216 |
| ③ | 61216 |
| ④ | 61216 |
| ⑤ | 61216 |



Press punches.
(7 pieces, Ø12, 14, 16,
20, 22, 25, 30)

Model --

- | | |
|---|-------|
| ① | 61220 |
| ② | 61218 |
| ③ | 61218 |
| ④ | 61218 |
| ⑤ | 61218 |

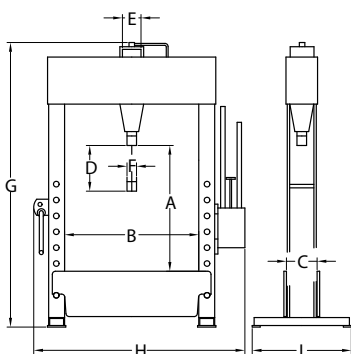


Bearing removal kit.
(4 pieces, Ø64, 67, 72, 75)

52010



Winch.
(Factory mounted)
Available for
FP20/HP20/FP25/HP25



Accessory:
Shelves for
storing.
(Nr. 61240)



Moveable
cylinder.

